



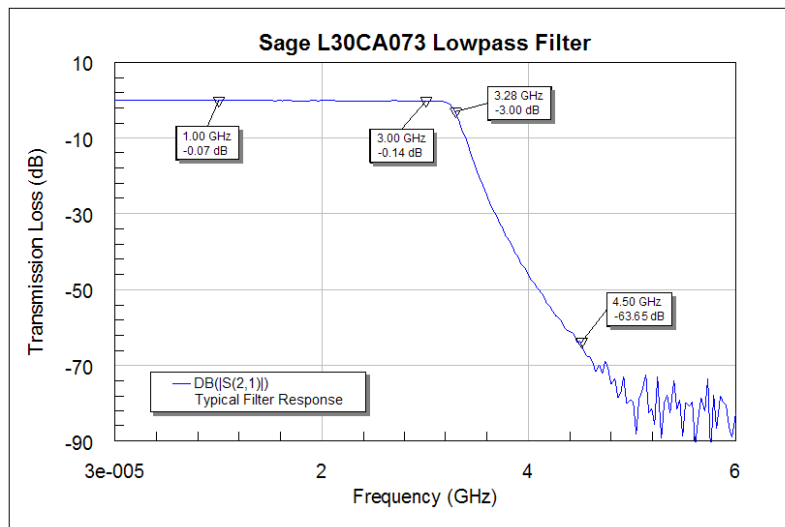
**FEATURES**

- 16 Models Covering 2-18 GHz
- Bidirectional
- Tchebycheff Ripple 0.01 dB in Passband
- Minimum 55 dB Rejection in Stopband
- Rugged Construction
- Type N or SMA Connectors

**L SERIES**

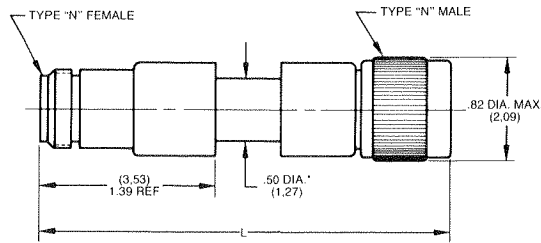
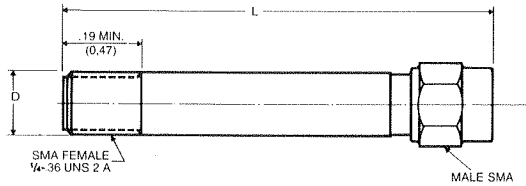
**ELECTRICAL SPECIFICATIONS**

MODEL NUMBER	TYPE		PASSBAND			STOPBAND REJECTION 55 dB MIN 1.5 x F <sub>C</sub> TO	POWER*		
	N	SMA	DC TO F <sub>C</sub> (GHz)	MAX VSWR	MAX INSERTION LOSS (dB)		AVERAGE (WATTS)	PEAK (KW) N	SMA
L20CA-	072	104	2.0	1.3:1	0.3	5 x F <sub>C</sub>	100	4.0	2.5
L30CA-	073	105	3.0	1.3:1	0.3	5 x F <sub>C</sub>	90	4.0	2.5
L40CA-	074	114	4.0	1.5:1	0.3	4 x F <sub>C</sub>	80	4.0	1.0
L60CA-	046	115	6.0	1.5:1	0.4	4 x F <sub>C</sub>	80	4.0	1.0
L80CA-	047	116	8.0	1.5:1	0.4	4 x F <sub>C</sub>	70	3.0	1.0
L10MA-	048	117	10.0	1.5:1	0.5	4 x F <sub>C</sub>	60	3.0	0.5
L12MA-	049	112	12.4	1.7:1	0.5	40 GHz	50	2.5	0.5
L18MA-	050	111	18.0	1.75:1	0.75	40 GHz	40	2.5	0.5



L A B O R A T O R I E S

**MECHANICAL DATA**



MODEL NUMBER	SMA DIAMETER		SMA LENGTH L		SMA WEIGHT		TYPE N LENGTH L		TYPE N WEIGHT	
	inch	mm	inch	mm	oz	grams	inch	mm	oz	grams
L20CA-	0.50	12.7	5.50	139.7	2.63	74.6	6.31	160.3	5.35	151.7
L30CA-	0.50	12.7	4.02	102.1	1.82	51.6	4.75	120.7	4.46	126.4
L40CA-	0.25	6.35	3.49	88.7	0.58	16.4	4.00	101.6	4.06	115.1
L60CA-	0.25	6.35	2.67	67.8	0.42	11.9	3.40	86.4	4.56	129.3
L80CA-	0.25	6.35	2.26	57.4	0.36	10.2	3.40	86.4	4.56	129.3
L10MA-	0.25	6.35	1.85	47.0	0.29	8.2	2.85	72.4	4.08	115.7
L12MA-	0.25	6.35	1.72	43.7	0.28	7.9	2.85	72.4	4.13	117.1
L18MA-	0.25	6.35	1.44	36.6	0.24	6.8	2.85	72.4	4.13	117.1

**MICSELLANIOUS:**

1. Sage Laboratories Inc. "Standard Warranty and Order Terms and Conditions" apply to all orders.
2. All specifications subject to change without notice.
3. Contact our local Manufacturers Representative for pricing.

Specification Revision - 112805



L A B O R A T O R I E S